

Early Years Induction Meeting



Welcome to Westwood First School!



Website: <http://wfs.ttl.org.uk>

Meet the Staff

Mrs Dillon



Mrs Steele



Mrs White



Mrs Hollins



Miss Grundy

Our Ethos

Our EYFS is designed to support children's natural curiosity and creativity. It is a space to explore, have fun, make mistakes, work as a team, follow different interests and develop as a learner.

We believe that children learn best when they are happy, settled and confident. We strive to provide a nurturing environment where children are challenged appropriately with their learning and encouraged to be the best they can be.

Learning is achieved through a combination of child-led interactions and focused teaching sessions.

Our Learning Environment



Our Learning Environment



School Visits

Stay and Play Sessions (Wednesday 28th June)

What to expect at our stay and play...

Please enter through the car park gate.


September Staggered Start

Wednesday 6th September – half day

Thursday 7th September – half day

Friday 8th September – 9:00 – 12:30

Full time attendance from Monday 11th September



Supporting Your Child With School Readiness

- I can settle happily without my parent or carer.
- I can tell grown-ups and friends what I need.
- I can take turns to play and share when I'm playing.
- I can go to the toilet on my own and wash my hands.
- I can put on my own coat and shoes and feed myself.
- I can tell a grown-up if I'm happy, sad or cross.
- I know that what I do and say can make others happy or unhappy.
- I am curious and want to learn and play.
- I can stop doing what I'm doing, listen and follow simple instructions.
- I enjoy sharing books with grown-ups.

Key skills / information

Key Skills:

- Toileting

Children can go to the toilet freely within the classroom and when outside. If your child has regular accidents we may ask parents to supply spare clothes, carrier bags and wipes. Here is a website which may be useful to support with this. [Home – ERIC](http://eric.org.uk) eric.org.uk. There is also a virtual drop-in hosted by a school nurse. It is open to parents and carers of young people in Staffordshire each Thursday between 3:30-4:30pm. Please see [Drop in schedule \(5-19\) :: Midlands Partnership University NHS Foundation Trust](http://mpft.nhs.uk) (mpft.nhs.uk)

Key skills / information

Key Skills:

Speech and Language

Model language – speak clearly and slowly and face your child when speaking. If your child says a word or sentence incorrectly, rather than correct them or ask them to repeat it, just say the word / sentence back to them correctly to show you have understood. This way your child always hears the correct version. This is how children learn language.

Discourage dummies – dummies can really impact on a child's ability to communicate clearly and effectively, and can lead to issues with speech sound development. If you would like any advice or support with encouraging your child to stop using these then please do speak to one of the Reception team and we can work with you on this.

Observe and comment – when you are playing with your child, take a step back, do not feel that you have to fill the silences, just comment on the things your child is doing so they can hear (and learn) the new vocabulary.

Key skills / information

Key Skills:

Speech and Language

Books, books, books – books can be used in many ways to develop language and early literacy skills. Evidence shows that children who have greater exposure to books prior to schooling often find it easier to develop early literacy skills.

Sing songs and nursery rhymes – songs and rhymes contain rhythm and rhyme, skills that help with speech and literacy development.

Make every opportunity a language learning activity – if it's a trip to the shops, or bath-time, you can make every activity a language learning activity. Point to things, name them, sing a nursery rhyme, or ask a question. You don't have to set aside a specific time of day to learn language, every activity is a language learning activity.

SALT – If your child is already under speech and language we will continue support their programme in school. If you feel your child may benefit from being referred to speech and language, please speak to a member of staff.

Key skills / information

Key Skills:

Lunchtimes

- A menu will be emailed home at the beginning of term. Lunch is free for all children in Reception-Year 2. Children can choose from 3 dishes each day. Alternatively, they can bring a packed lunch.
- Children will collect their dinner from the kitchen and bring it back to their classroom to eat.
- Please send your child in with a named water bottle on a Monday. This will be refreshed with clean water each day. Only water is permitted in line with our school policy. If your child has a packed lunch they can bring in another drink of their choice to have at lunchtime.



Early Years Curriculum



- **Personal, Social and Emotional Development**
- **Physical Development**
- **Communication and Language**
- **Literacy**
- **Mathematics**
- **Understanding the World**
- **Expressive Arts and Design**

Throughout the EYFS, children will be working towards the **Early Learning Goals**. These describe the level of attainment expected at the end of your child's Reception year in school.

More information about our EYFS curriculum can be found in your induction booklet.

Reading and Phonics

- Sharing stories
- Learning to read
- Reading at home
- Reading packets



Home Learning

We value the support you provide for your child at home and we would love to hear about what you and your child have been doing out of school. We encourage you to share your child's learning, achievements and experiences with staff, as this helps us to build a complete picture of your child.

- **Reading**
- **High frequency words**
- **Maths Seeds**



Uniform

School Uniform

The school uniform consists of a school sweatshirt or cardigan along with a white polo shirt and either a grey skirt/pinafore dress (or blue summer dress), or grey trousers. Black shoes should be worn, not trainers. No novelty headbands or large bows should be worn. If you intend to buy new shoes for your child starting school it would be helpful if you could purchase Velcro shoes and avoid ones with laces until your child can tie them independently. **Please ensure that all items of clothing are named.**



Please send your child with a book bag if possible (because it fits neatly in a tray) or a rucksack.



PE

PE kits

On days when Reception have PE, children should come to school dressed in their PE kits. This helps to increase the amount of time available for PE and also reduces the amount of lost and forgotten PE kits. We will let you know which day they need to come dressed in their kit in September, and the day will remain the same throughout the year.

All children will need to wear the school PE kit which is:

- plain white t-shirt
- blue or black PE shorts
- black trainers (again, Velcro is preferable until your child can tie laces independently)

They will need plain black or blue leggings or joggers and a plain black or blue fleece or hoodie when the weather turns colder. The children should not wear t-shirts, shorts or leggings/joggings of other colours or with any logos or patterns on them. A reminder also that children must have long hair tied back and may not wear jewellery, including earrings, for PE lessons.



Paperwork

Please complete:

- Admissions Booklet (and return to the school office, or bring to the Stay and Play session)
- Consent booklet
- All About Me sheet (to be completed with your child and returned either to the school office or in September)
- Starting School Packs (activities to complete over summer)

We also need to see your child's Birth Certificate. You can bring this to the Stay and Play session, or you can call in at the office at a convenient time.



Any Questions?

